

PHILIPS

PrimeSet

LED display
modules

LDM522
Vision and Value

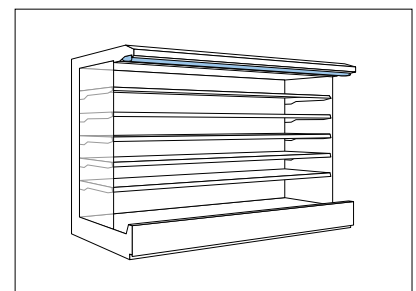
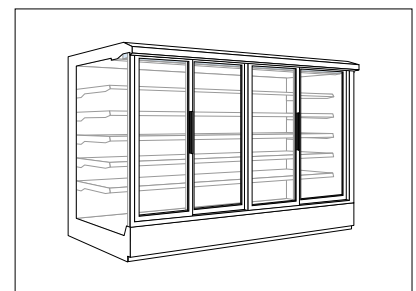


Technical leaflet

Canopy lighting

Lighting food. Brightening faces.

Philips LED lighting for refrigeration cases is a sustainable and energy-efficient way to create an enjoyable shopping experience for customers – while at the same time supporting retailers' brand values. Thanks to their compact design, the modules can be aesthetically integrated in the cabinet design. The modules' unique optical system directs the light in such a way that the products on display are presented uniformly, while reducing glare and dark spots.



www.philips.com/ledrefrigeration




Design highlights

- Continuous line of light.
- Improved visibility and presentation of the fresh food on display; uniform light distribution throughout the entire cabinet.
- Improved Total Cost of Ownership by lower power consumptions.
- Lifetime of the modules, in combination with a Philips LED power driver, is rated at 50,000 hours (70% lumen maintenance).
- Ties in perfectly with the current trend for closed coolers with doors to prevent energy wastage.



“

Ideal for **horizontal and aesthetically integration** in refrigerated cabinets.”



Environment

Significantly improved sustainability due to lower energy consumption, reduced waste and elimination of hazardous substances such as mercury and lead.

Product features

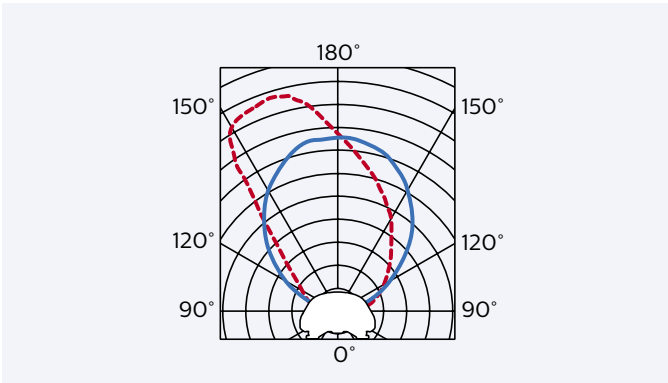
- The range includes Vision for high lighting levels (1500 lux) Value-plus for regular lighting levels (900 lux).
- Energy savings up to 25% compared with LDM422.
- Superb optical properties due to narrow, symmetrical beam angle of 40°.
- Products are dimmable.
- 5-year Philips warranty for the modules in combination with the Philips LED power driver.

PrimeSet LDM522 Vision

Specifications

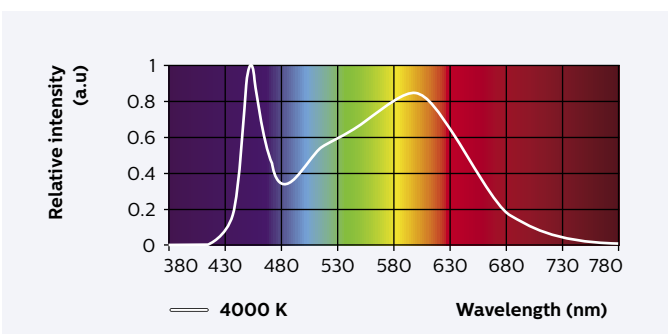
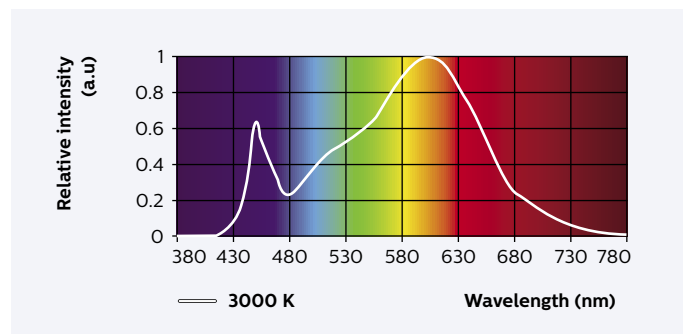
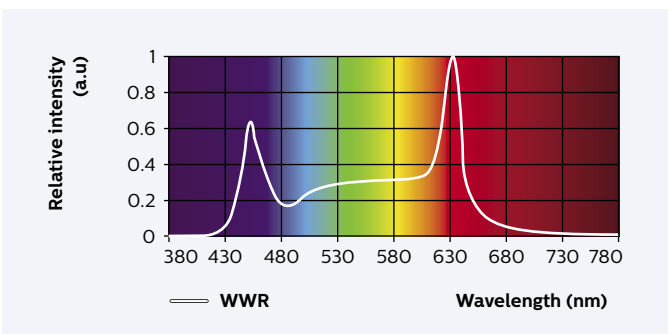
- Rated average life of the module, in combination with a Philips LED power driver, is B50L70 at 50,000 hours (70% lumen maintenance). This rated average life is based on three switching cycles per day.
- Operating temperature (performances) min -30 °C / max +30 °C.
- Storage temperature min -30 °C / max +60 °C.
- Housing color: Aluminium
- Safety Extra Low Voltage (SELV).
- Compliance and approval; ENEC, UL, CE, Product safety class III, WEEE, EU directive 2002/95/EC, CSA, RoHS, REACH.
- Color consistency of the 830 and 840 modules is 5 SDCM.
- Instant start-up with full illumination.
- Power Factor with Philips LED Power driver is > 0.9.
- Typical peak intensity: 500 cd/1000 lm
- Energy efficiency label: A+

Light distribution

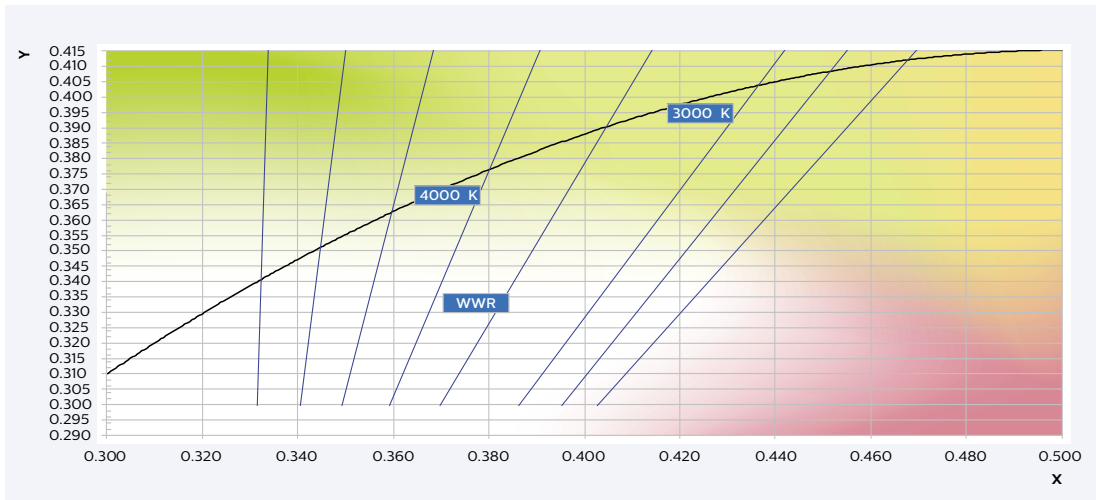


Mid-asymmetrical 80°

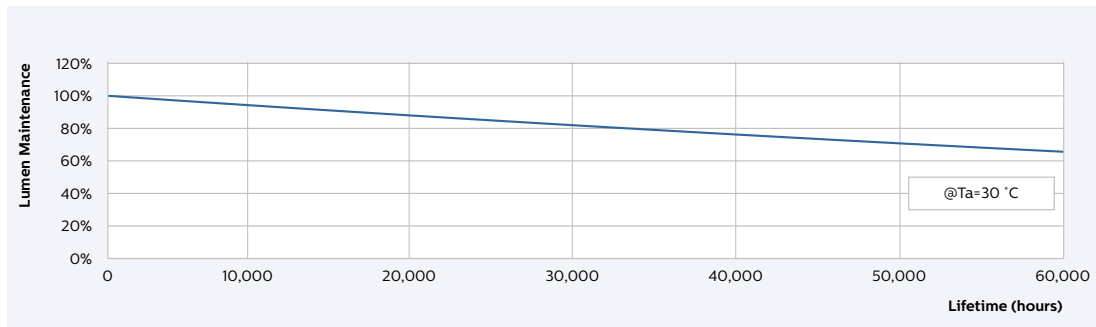
Spectral power distribution



Chromaticity coordinates



Lumen Maintenance



Technical Specifications

Product type	Lenght	Light color	Rated power	Rated luminous flux (lumen) ±20%	Illuminance	Color Rendering Index	Correlated Color Temperature	Typical Color coordinates*
	mm							
Vision								
PrimeSet LDM522 Vision 600mm (24") 830	600	Warm White	10	1100	1500	85	3000	0,4255, 0,3965
PrimeSet LDM522 Vision 600mm (24") 840	600	Neutral White	10	1100	1500	85	4000	0,3741, 0,3718
PrimeSet LDM522 Vision 600mm (24") WWR	600	Warm White Red	9	700	1500	85		0,3785, 0,3351
PrimeSet LDM522 Vision 850mm (33") 830	850	Warm White	15	1600	1500	85	3000	0,4255, 0,3965
PrimeSet LDM522 Vision 850mm (33") 840	850	Neutral White	15	1700	1500	85	4000	0,3741, 0,3718
PrimeSet LDM522 Vision 850mm (33") WWR	850	Warm White Red	13	1100	1500	85		0,3785, 0,3351
PrimeSet LDM522 Vision 1175mm (46") 830	1175	Warm White	20	2200	1500	85	3000	0,4255, 0,3965
PrimeSet LDM522 Vision 1175mm (46") 840	1175	Neutral White	20	2300	1500	85	4000	0,3741, 0,3718
PrimeSet LDM522 Vision 1175mm (46") WWR	1175	Warm White Red	18	1400	1500	85		0,3785, 0,3351
Value								
PrimeSet LDM522 Value 850mm (33") 830	850	Warm White	10	1100	1000	85	3000	0,4255, 0,3965
PrimeSet LDM522 Value 850mm (33") 840	850	Neutral White	10	1100	1000	85	4000	0,3741, 0,3718
PrimeSet LDM522 Value 850mm (33") WWR	1175	Warm White Red	11	900	800	85		0,3785, 0,3351
PrimeSet LDM522 Value 1175mm (46") 830	1175	Warm White	13	1400	1000	85	3000	0,4255, 0,3965
PrimeSet LDM522 Value 1175mm (46") 840	1175	Neutral White	13	1500	1000	85	4000	0,3741, 0,3718
PrimeSet LDM522 Value 1175mm (46") WWR	850	Warm White Red	8	700	800	85		0,3785, 0,3351

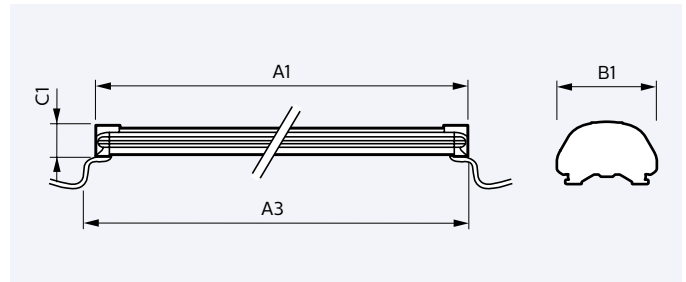
* Measurement tolerance is ± 0.007

Note:

Cable length between driver and module: max 5 m.

Dimensions PrimeSet LDM522 Vision and Value

Type	A1	A3	B1	C1
PrimeSet LDM522 600mm (24")	600	610	34	22
PrimeSet LDM522 850mm (33")	850	860	34	22
PrimeSet LDM522 1175mm (46")	1175	1185	34	22



LED power driver

Power supply: Philips LED power driver

Philips Affinium LED display modules are only suitable for connection to a circuit from a class 2 power source with a limited energy supply. We have developed a LED power driver which is ideal for powering the PrimeSet modules.

To allow for variance in the installation, we recommend you do not load the power driver beyond 80% (20 W, 80 W and 100 W driver) of its rated maximum power. Please refer to the wiring diagram in the installation guide for more details.

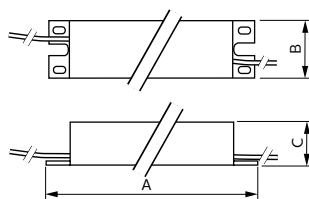


Dimensions LED power driver

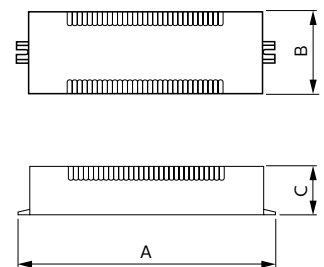
Type	A	B	C
Constant Voltage Outdoor LED driver 20W 24V	150	36	27
Constant Voltage Outdoor LED driver 80W 24V	241	43	30
Constant Voltage Outdoor LED driver 100W 24V	241	43	30



Xitanium Constant Voltage Outdoor driver 80 W and 100 W



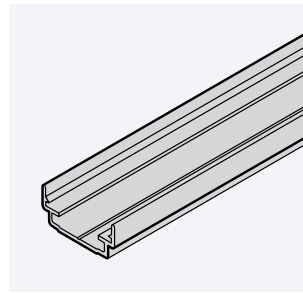
Xitanium Constant Voltage Outdoor driver 20 W



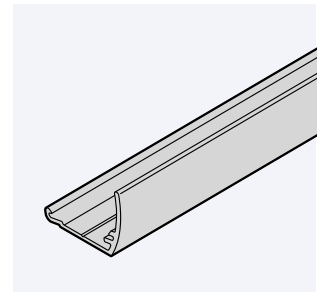
Accessories

Mounting profiles with options for glare shielding

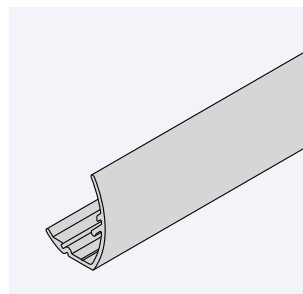
Our new mounting profiles make it easy to install the modules. Thanks to the 'click-in' feature, the installation time is shortened considerably. We recommend the use of Mounting profile 10°. This profile is ideal for fixing under the cabinet at a 10° angle, ensuring an optimal lighting distribution. Please contact Philips for advice and availability if you need mounting profiles for specific cabinet types.



Mounting profile standard



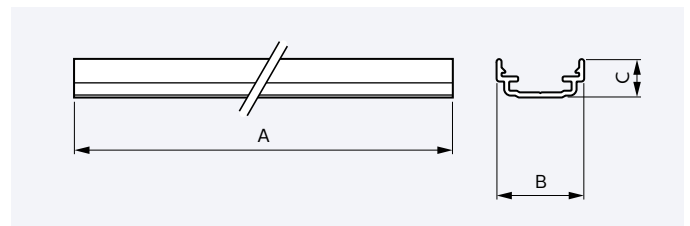
Mounting profile side 10°



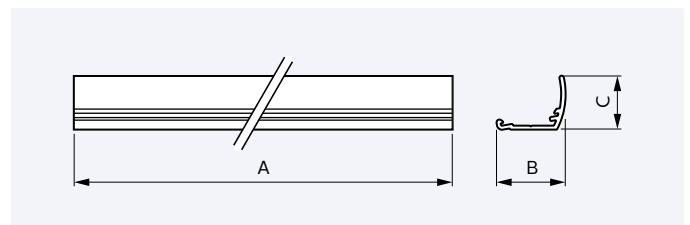
Mounting profile side 45°

Dimensions mounting profile

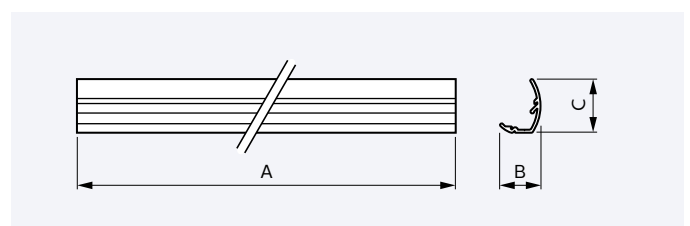
Type	A	B	C
PrimeSet LDM-mounting profile standard			
Mounting profile 600mm	550	34	15
Mounting profile 850mm	800	34	15
Mounting profile 1175mm	1200	34	15
PrimeSet LDM-mounting profile 10°			
Mounting profile 10° 600mm	650	36	28
Mounting profile 10° 850mm	900	36	28
Mounting profile 10° 1175mm	1250	36	28
PrimeSet LDM-mounting profile 45°			
Mounting profile 45° 600mm	650	33	44
Mounting profile 45° 850mm	950	33	44
Mounting profile 45° 1175mm	1200	33	44



Mounting profile standard



Mounting profile side 10°



Mounting profile side 45°

Ordering information

PrimeSet LDM522 Vision and Value

Type	Minimum order quantity (per box)	Ordering code
Vision		
PrimeSet LDM522 Vision 600mm (24") 830	6	9290 009 82906
PrimeSet LDM522 Vision 600mm (24") 840	6	9290 009 82806
PrimeSet LDM522 Vision 600mm (24") WWR	6	9290 009 83006
PrimeSet LDM522 Vision 850mm (33") 830	6	9290 009 67906
PrimeSet LDM522 Vision 850mm (33") 840	6	9290 009 67806
PrimeSet LDM522 Vision 850mm (33") WWR	6	9290 009 68506
PrimeSet LDM522 Vision 1175mm (46") 830	6	9290 009 67706
PrimeSet LDM522 Vision 1175mm (46") 840	6	9290 009 67606
PrimeSet LDM522 Vision 1175mm (46") WWR	6	9290 009 68206
Value		
PrimeSet LDM522 Value 850mm (33") 830	6	9290 009 68406
PrimeSet LDM522 Value 850mm (33") 840	6	9290 009 68306
PrimeSet LDM522 Value 850mm (33") WWR	6	9290 009 70706
PrimeSet LDM522 Value 1175mm (46") 830	6	9290 009 68106
PrimeSet LDM522 Value 1175mm (46") 840	6	9290 009 68006
PrimeSet LDM522 Value 1175mm (46") WWR	6	9290 009 70606

Type	Minimum order quantity (per box)	Ordering code
Accessories: Mounting profiles		
PrimeSet LDM-mounting profile standard		
PrimeSet LDM-mounting profile 600mm	12	9290 009 82506
PrimeSet LDM-mounting profile 850mm	12	9290 009 77206
PrimeSet LDM-mounting profile 1175mm	12	9290 009 77306
PrimeSet LDM-mounting profile 10°		
PrimeSet LDM-mounting profile 10° 600mm	12	9290 009 82706
PrimeSet LDM-mounting profile 10° 850mm	12	9290 009 77806
PrimeSet LDM-mounting profile 10° 1000mm	12	9290 009 77906
PrimeSet LDM-mounting profile 10° 1175mm	12	9290 009 78006
PrimeSet LDM-mounting profile 45°		
PrimeSet LDM-mounting profile 45° 600mm	12	9290 009 82606
PrimeSet LDM-mounting profile 45° 850mm	12	9290 009 77506
PrimeSet LDM-mounting profile 45° 1175mm	12	9290 009 77606

Xitanium Outdoor LED Power Driver

Type	Minimum order quantity (per box)	Ordering code
Constant Voltage Outdoor LED driver 20W 24V	10	9290 006 54006
Constant Voltage Outdoor LED driver 80W 24V	10	9290 006 53906
Constant Voltage Outdoor LED driver 100W 24V	10	9137 006 21091

